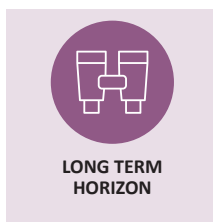


# STONEHAGE FLEMING GLOBAL MULTI-ASSET PORTFOLIO



FUND INFORMATION	
Total Net Assets (Millions USD)	91.7
Benchmark <sup>1</sup>	See footnote below
Fund Type	UCITS
Fund domicile	Ireland
Base currency	USD
Currencies available	USD, GBP (GBP not hedged)
Fund launch	30 November 2017
Number of holdings	18
Dealing	Weekly
Performance fee	None
Custodian	BNY Mellon
Administrator	Link F.A.
Manager	Stonehage Fleming Investment Management Limited

**INVESTMENT OBJECTIVE**  
To preserve capital in the medium term and to achieve capital growth in real terms over the longer term.

**INVESTMENT STRATEGY**

- We construct globally-orientated portfolios of long-term investment ideas.
- We blend passive, factor and active market exposure targeting a robust multi-asset solution.
- We are conviction investors with all investments carefully assessed for purpose and clarity.

FUND PERFORMANCE %				
	3m	YTD	12m	Since Fund Inception p.a.
GMAP	-3.6	-5.0	-3.6	-3.6
Fund Benchmark	-3.5	-1.3	-0.3	-0.3

**PERFORMANCE DISCLOSURE**  
Past performance is not a guide to future performance. The value of investments can fall. Investors may not get back the amount invested. For a full list of risks applicable to this fund, please refer to the Prospectus.

DISCRETE ANNUAL FUND PERFORMANCE %	
Nov 17 - Nov 18	
GMAP	-3.6
Fund Benchmark	-0.3

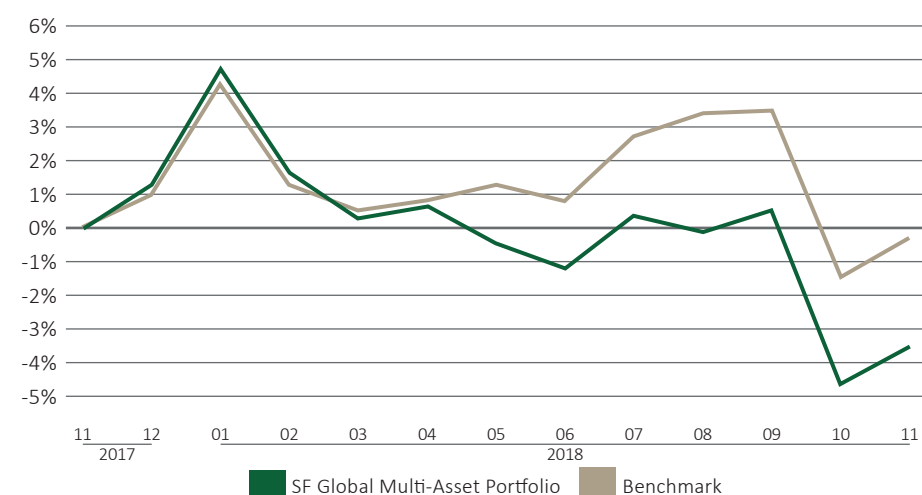
Past performance is not a reliable indicator of future performance. If the information is not displayed in your base currency, then the return may increase or decrease due to currency fluctuations. Total return (with dividends reinvested) is net of fees.

**FUND MANAGER**



**Graham Wainer**  
Graham is CEO and Head of Stonehage Fleming Investment Management in London. He is also Chairman of the Investment Committee. Prior to joining the Group, Graham was GAM's Group Head of Investments – Multi Asset Class Solutions and Chairman of GAM's Investment Advisory Board where he had overall responsibility for the firm's discretionary mandates and related co-mingled funds.

**MANAGER PERFORMANCE**



**DEPUTY FUND MANAGER**



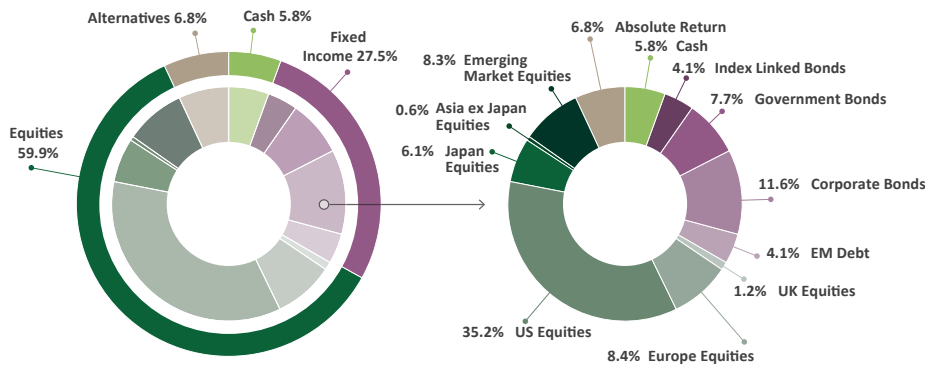
**Helen Loring CFA**  
Helen is a Director of Investment Strategy & Research for Stonehage Fleming Investment Management. Helen is part of the multi-asset investment team where she has responsibility for management of multi-asset portfolios and focuses on portfolio construction as well as research to inform allocation decisions.

USD A (acc) share class details	
ISIN	IE00BYZ6S628
Inception date	30 November 2017
Max initial charge	3.00%
Max exit charge	3.00%
Ongoing charge (OCF) <sup>2</sup>	0.91%
Min initial investment (USD)	5,000,000
Registered for sale	UK, CH, JE

<sup>1</sup> 60% MSCI All-Country World Index Net Total Return in USD, 40% Bloomberg Barclays Global Aggregate Float Adjusted Total Return Index Hedged USD. <sup>2</sup> The ongoing charges figure shown here is an estimate of the charges. The OCF is the management fee plus additional fund expenses as a percentage of the assets of the fund. This gives an indication of annual expenses. This figure may vary over time. It excludes portfolio transaction costs.

# STONEHAGE FLEMING GLOBAL MULTI-ASSET PORTFOLIO

## PORTFOLIO COMPOSITION - LOOK THROUGH BASIS\*



\*Underlying exposures are based on the latest available data provided by underlying managers. SFIM does not accept any liability for errors or omissions that may result from this data.

## TOP 5 ACTIVE STRATEGIES

% of Portfolio

Stonehage Fleming Global Best Ideas Equity Fund	8.3
PIMCO Income Fund	7.3
Findlay Park American Fund	7.1
BlueBay Global Investment Grade Corporate Bond Fund	5.2
Orbis Global Equity Fund	4.8

## TOP 5 PASSIVE/FACTOR STRATEGIES

% of Portfolio

Vanguard S&P 500 UCITS ETF	17.2
Vanguard Global Bond Index Fund	7.6
iShares Core MSCI EM IMI UCITS ETF	5.9
iShares Core EURO STOXX 50 UCITS ETF	3.3
Vanguard FTSE Japan ETF	2.6

Source: Bloomberg, Link Fund Administrators (Ireland) Limited and Stonehage Fleming Investment Management Limited as at 30 November 2018. Third parties (including Bloomberg) whose data may be included in this document do not accept any liability for errors or omissions.

## PORTFOLIO COMMENTARY

Global equities ended the month in positive territory after a relatively volatile period. Equities were supported by the prospect of a pause in the Federal Reserve's rate hike cycle as well as the potential for a temporary truce within the US/China trade dispute. Sentiment within European markets continued to be dampened by the political noise emanating from Italy, in addition to the ongoing developments of the Brexit negotiations. Within Fixed Income, government bonds outperformed corporates as investors repriced the Federal Reserve's hike path. Investors in High Yield incurred losses in the region of 1%, as spreads widened off the back of a collapse in the oil price and more general concerns regarding global economic growth.

Within the portfolio, relative performance stabilised in November with the A-USD class performing in line with the benchmark, returning 1.1%. We benefited from an overweight exposure to Emerging Market assets, which reacted positively to the comments made by Jerome Powell regarding the near-term path of US monetary policy. The BlackRock Emerging Markets Local Currency Debt strategy was the best of our Fixed Income positions, returning 3.5% over the month. Our equity strategies in the space also performed well with the Fidelity Emerging Markets Fund returning 5.2%, outperforming the index by 1.0%. The Conventum Lyrical Fund also rebounded strongly thanks to effective stock selection and succeeded in outperforming the S&P 500 by 4.2%.

## ACTIVE MANAGERS IN FOCUS

### Man GLG Japan Core Alpha Equity

This strategy invests into large and mega cap Japanese equities with the aim of outperforming the TOPIX Index. The Fund is managed by Stephen Harker, who has over 30 years' experience investing into Japanese equities, and two supporting portfolio managers. The portfolio typically consists of 50 to 70 stocks and has a slight bias towards Value, whereby the Fund rotates out of stocks which have performed strongly and into names that are temporarily out of favour. The Fund is currently overweight Banks, Automakers and Real Estate names whilst remaining underweight Healthcare, Consumer Staples and Tech.

### Lyxor/Sandler US Equity Fund

Andrew Sandler is a broad market US long/short specialist with over 20 years' experience running this strategy. Portfolio construction is more dynamic than peers in terms of both stock selection and the management of net exposure; the latter is calibrated by their views of the top down environment, with special consideration given to the credit cycle. The strategy does have a Growth bias, which we feel the manager has the ability to moderate when the environment becomes less constructive. This should also contribute as a diversifier for the Value leaning characteristics of much of our existing US exposure.

## IMPORTANT INFORMATION

The Fund is a sub-fund of the Stonehage Fleming Pooled Investments (Ireland) plc (the "Company"), an open-ended umbrella investment company with variable capital and segregated liability between Funds incorporated with limited liability in Ireland under the Companies Act 2014 with registration number 525228. It qualifies and is authorised in Ireland by the Central Bank of Ireland as an Undertaking for Collective Investment in Transferable Securities ("UCITS").

The company is recognised as a section 264 scheme by the Financial Conduct Authority in the United Kingdom. Link Fund Administrators (Ireland) Limited has been appointed as the manager (the "Manager") of the company and Stonehage Fleming Investment Management Limited has been appointed as the investment manager (the "Investment Manager") of the Company.

The Fund has been granted consent pursuant to the Control of Borrowing (Jersey) Order 1958, by the Jersey Financial Services Commission ("JFSC") to circulate an offer for subscription, sale or exchange of shares in Jersey. The JFSC is protected by the Control of Borrowing

(Jersey) Law 1947, as amended, against liability arising from the discharge of its functions under that Law.

Before you invest you should read the Key Investor Information Document (KIID) and the Prospectus which contain detailed information. The latest version of the Prospectus and the Key Investor Information documents are available in English and can be obtained by contacting the administrator at [dublinta@linkgroup.ie](mailto:dublinta@linkgroup.ie)

Derivatives may be used for efficient portfolio management. The fund invests in assets which are denominated in other currencies; hence changes in the relevant exchange rate will affect the value of the investment.

The distribution or possession of this document in jurisdictions outside the United Kingdom may be restricted by law or other regulatory requirements.

This document is issued by Stonehage Fleming Investment Management Limited which is authorised and regulated by the Financial Conduct Authority. The registered office is 15 Suffolk Street, London, SW1Y 4HG. Registered in England No. OC4027720.

Affiliates of Stonehage Fleming Investment Management Limited are authorised and regulated in Jersey by the JFSC for financial services business. This document has been approved for use in Jersey.

Swiss Investors: The home jurisdiction of the fund is Ireland. The place of performance and jurisdiction, along with the place where the prospectus, memorandum and articles of association, key investor information documents and the annual and semiannual reports of the Fund can be obtained free of charge, is the registered office of the Fund's Swiss Representative - ARM Swiss Representatives SA, Route de Cité-Quest 2, 1196 Gland, Switzerland. Swiss Paying Agent : Banque Cantonale de Geneve de 17, Quai de l'Île, 1204 Geneva, Switzerland.

© Stonehage Fleming Investment Management Limited 2018.