

TM STONEHAGE FLEMING  
**GLOBAL GROWTH PORTFOLIO FUND**



UNCONSTRAINED  
GLOBAL UNIVERSE



STRATEGICALLY  
MANAGED ASSET  
ALLOCATION



TALENTED  
ACTIVE MANAGERS



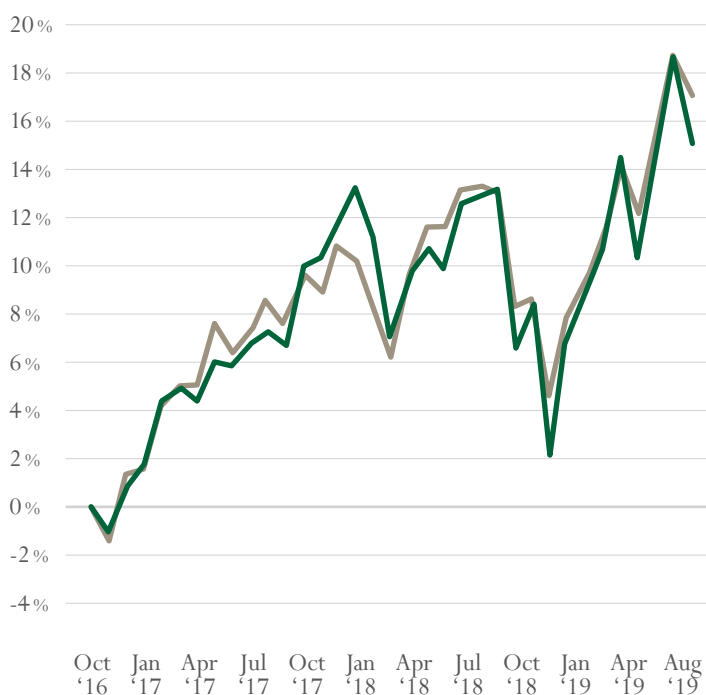
LONG-TERM  
OPPORTUNITIES

A global portfolio of long term investment opportunities, including talented active managers and passive strategies.

**INVESTMENT OBJECTIVE**

To achieve capital growth in real terms over the longer term.

**PORTFOLIO MANAGER PERFORMANCE**



†15.3% Growth Fund 17.1% Comparator Index

**FUND PERFORMANCE**

| %                | 3m  | 2019 to date | 12m | 3yrs p.a. | 5yrs p.a. |
|------------------|-----|--------------|-----|-----------|-----------|
| Growth Fund      | 4.5 | 12.8         | 2.1 | 5.1       | 5.0       |
| Comparator Index | 4.3 | 12.1         | 3.3 | 6.1       | 6.0       |

| %                | 2018 | 2017 | 2016 | 2015 | 2014 |
|------------------|------|------|------|------|------|
| Growth Fund      | -8.4 | 10.7 | 11.1 | 0.5  | 1.4  |
| Comparator Index | -5.6 | 9.4  | 11.6 | 2.3  | 4.7  |

**PERFORMANCE DISCLOSURE**

Past performance is not a guide to future performance. The value of investments can fall. Investors may not get back the amount invested. Income from investments may vary and is not guaranteed. The return may increase or decrease due to currency fluctuations. Performance figures are net of fees and charges. For a full list of risks applicable to this fund, please refer to the Prospectus. †Since portfolio manager inception.

<sup>1</sup>Net figure based on dividends paid over the past 12 months. <sup>2</sup>The OCF is the management fee plus additional fund expenses (excluding transaction costs) as a percentage of the assets of the fund. This gives an indication of annual expenses which may vary over time. <sup>3</sup>ARC Research Ltd PCI [www.assetrisk.com](http://www.assetrisk.com).

**FUND INFORMATION**

|   |                           |
|---|---------------------------|
| Total assets (Millions GBP)               | 59.9                      |
| Net income yield <sup>1</sup>             | 1.6%                      |
| Income paid as dividend                   | Feb, May, Aug, Nov        |
| Fund type                                 | UK domiciled UCITS OEIC   |
| Ongoing Charges Figure (OCF) <sup>2</sup> | 0.99%                     |
| Comparator index <sup>3</sup>             | ARC GBP Steady Growth PCI |
| Base currency                             | GBP                       |
| Fund inception                            | 26 October 2011           |
| Portfolio manager inception               | 31 October 2016           |
| Number of holdings                        | 19                        |
| Dealing frequency                         | Daily                     |
| Settlement period                         | T+4                       |
| ISIN code                                 | GB00B3VQ4K51              |

**TOP 5 ACTIVE STRATEGIES**

| Fund                                     | % of Portfolio |
|--|----------------|
| Stonehage Fleming Global Best Ideas Fund | 8.9            |
| Orbis Global Equity Fund                 | 6.0            |
| Lyrical Fund                             | 5.3            |
| Findlay Park American Fund               | 5.2            |
| TM SF European All Cap Fund (JO Hambro)  | 4.9            |

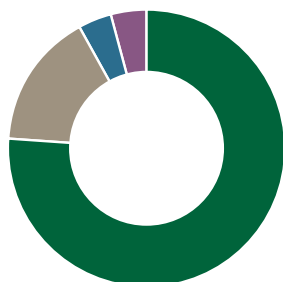
**TOP 5 PASSIVE STRATEGIES**

| Fund                                       | % of Portfolio |
|--|----------------|
| Vanguard S&P 500 UCITS ETF                 | 12.5           |
| Lyxor Core MSCI World UCITS ETF            | 10.9           |
| Vanguard Emerging Markets Stock Index Fund | 5.1            |
| iShares Nasdaq 100 UCITS ETF               | 4.4            |
| iShares Core Eurostoxx 50 UCITS ETF        | 3.9            |

TM STONEHAGE FLEMING  
**GLOBAL GROWTH PORTFOLIO FUND**

**ASSET ALLOCATION**

77% Equity  
16% Fixed Income  
4% Alternatives  
4% Cash



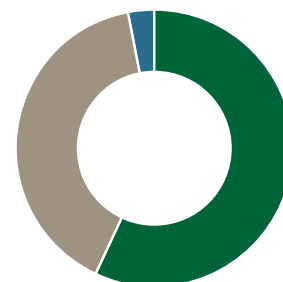
**CURRENCY ALLOCATION**

57% GBP  
24% USD  
6% EUR  
14% Other



**STRATEGY BREAKDOWN**

57% Active Managers  
40% Passive Exposure  
3% Cash



**DETAILED ASSET ALLOCATION (%)**

|           |      |                     |      |                         |     |                            |     |                        |     |
|-----------|------|---------------------|------|-------------------------|-----|----------------------------|-----|------------------------|-----|
| Cash      | 3.9  | Government Bonds    | 4.0  | Investment Grade Credit | 8.4 | Sub-Investment Grade Bonds | 3.5 | Alternatives           | 3.6 |
| US Equity | 43.8 | Europe ex UK Equity | 12.5 | UK Equity               | 8.2 | Asian Equity (Inc. Japan)  | 4.8 | Emerging Market Equity | 7.3 |

**PORTFOLIO COMMENTARY**

Markets were volatile over the summer with US-China trade tensions and global growth concerns dominating sentiment. Global bond yields continued to fall, reflecting the expectation of lower interest rates. This has been beneficial for bondholders and pockets of the equity market which, like bonds, have defensive characteristics. By contrast, cyclically sensitive investments, such as financial and industrial stocks, have suffered. Underlying holdings in the portfolio reflected these market conditions. We saw strong returns from the SF Global Best Ideas fund, which emphasises high growth companies with defensible margins. However, the Lyrical Fund, which allocates to the unloved segments of the US market where better value is typically found, have delivered smaller gains this year. Overall the Fund declined by 2.7% in August, taking 2019 returns to 12.8%.

**ACTIVE MANAGER IN FOCUS**

The Stonehage Fleming Global Best Ideas Fund is the only in-house managed strategy in the portfolio, and currently represents approximately 9% of the fund. Managed by Gerrit Smit, this allocation offers focused exposure to high quality listed businesses, selected for their sustainable growth, competitive edge and value. There is an emphasis on the quality of management, free cash flow and sustainable dividend growth. Top holdings currently include Visa, Microsoft and Estée Lauder. The strategy has delivered strong outperformance over the broad market in recent years, and represents a core equity allocation.

**IMPORTANT INFORMATION**

The TM Stonehage Fleming Global Growth Portfolio Fund ("the Fund") is a UCITS sub-fund of the TM Stonehage Fleming Global Multi Asset Umbrella Fund, which is a UCITS scheme that is authorised and regulated in the UK by the Financial Conduct Authority (reference number 541432).

The TM Stonehage Fleming Global Multi Asset Umbrella Fund is an open-ended investment company with variable capital, incorporated in England and Wales under registered number IC000898.

The Fund's Authorised Corporate Director is Thesis Unit Trust Management Limited, which is authorised and regulated by the Financial Conduct Authority (reference number 186882). The Registered Office and Head Office of Thesis Unit Trust Management Limited is the Exchange Building, St John's Street, Chichester, West Sussex PO19 1UP. Registered in England with Company number 3508646.

The investment manager is Stonehage Fleming Investment Management Ltd, which is authorised and regulated by the Financial Conduct Authority (reference number 194382).

**PORTFOLIO MANAGERS**



**GRAHAM WAINER**

Graham is CEO and Head of Investments for Stonehage Fleming Investment Management. He also Chairs the Investment Committee.

Prior to joining the Group, Graham was GAM's Group Head of Investments – Multi Asset Class Solutions and Chairman of GAM's Investment Advisory Board where he had overall responsibility for the firm's discretionary mandates and related co-mingled funds.



**PETER MCLEAN**

Peter is a Director for Stonehage Fleming Investment Management with responsibility for the day-to-day management of the Global Balanced and Global Growth Portfolio funds.

Peter joined the Group in 2010 and became a member of the Investment Committee in 2016, focusing on multi-asset portfolio management. He is a CFA Charterholder.

Derivatives may be used for efficient portfolio management. The Fund invests in assets which are denominated in other currencies; hence changes in the relevant exchange rate will affect the value of the investment.

The distribution or possession of this document in jurisdictions outside the United Kingdom may be restricted by law or other regulatory requirements. Before you invest you should read the Key Investor Information Document (KIID) and the Prospectus which contain detailed information. These documents are available free of charge by writing to Thesis Unit Trust Management Ltd at Exchange Building, St John's Street, Chichester, West Sussex PO19 1UP; or by phoning 01483 783 900; or at [www.fundlistings.com](http://www.fundlistings.com).

This document constitutes a financial promotion for the purposes of Section 21 of the Financial Services and Markets Act 2000 and has been approved and issued by Stonehage Fleming Investment Management Limited. For details of the Fund's investment policy, please see the Investment Objective and Policy section of the Fund Prospectus Document.

© Stonehage Fleming Investment Management Limited 2019.