

STONEHAGE FLEMING GLOBAL PRIVATE CAPITAL FUND 2018

A CONCENTRATED PORTFOLIO OF PRIVATE EQUITY FUNDS FROM LEADING PRIVATE EQUITY MANAGERS GLOBALLY



**IDENTIFYING
HIGHEST PERFORMING
SEGMENTS**



**SELECTING & PARTNERING
WITH HIGH QUALITY
TALENTED MANAGERS**



**TAILORED
PROGRAMMES FOR
FAMILY OFFICES**



**SERIES OF JERSEY
FUNDS INVESTED IN A
CONCENTRATED PORTFOLIO**

Over
\$800m
committed
to more than
100
funds

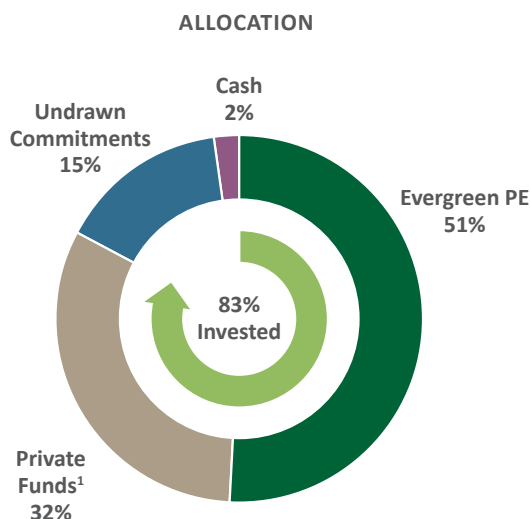
FUND INFORMATION AS AT 30 JUNE 2019	
Fund Inception	5th January 2018
First Close	January 2018
Final Close	July 2018
Paid up Shares (A Class)	25,840,200
Paid up Shares (B Class)	23,567,500
% Drawn	83.3%
A-class shares	
NAV per share	\$0.9233*
DPI	0.00x
TVPI	1.11x
B-class shares	
NAV per share	\$0.9354*
DPI	0.00x
TVPI	1.12x

*The NAV per share calculation methodology reflects paid-in capital rather than committed capital
Source: Stonehage Fleming Corporate Services, Oct 2019

FUND COMMENTARY

- The 2018 Fund is progressing well with the overall portfolio valued at net 1.12x multiple of cost and 9.7% net IRR
 - There were 13 new deals during the quarter across **Bain Capital Venture 2019**, **Barings Asia VII**, **Capital Today Evergreen** and the **Resolute Fund IV**
 - In particular, **Resolute Fund IV** continues to deploy actively and is currently marked at net 1.3x multiple of cost. During the quarter, the Fund acquired four new businesses across the industrial components, communications and healthcare sectors to be currently c. 55% invested. Two examples are:
 - Silvus Technologies** develops and manufactures mobile communications datalinks for commercial/industrial applications. Silvus' proprietary waveform technology overcomes traditional network challenges and facilitates data communication in harsh environments, without the need for fixed infrastructure
 - Vyne** is a market leader in secure health information exchange and electronic healthcare communication management technology. The platform provides electronic capture, storage and submission of healthcare data in multiple formats
 - Baring Asia VII** acquired stakes in three new companies across the healthcare and technology space during the quarter. AGS Health is an Indian based technology platform for healthcare claims management; JD Health is the healthcare arm of JD.com; and IT services company NIIT Technologies
 - Early positive performance has continued to be driven by the Partners Group Global Value SICAV which has generated an 11.5% IRR
- Past performance is not a reliable indicator of future performance
If the information is not displayed in your base currency, then the return may increase or decrease due to currency fluctuations

PRO FORMA INVESTMENT PORTFOLIO

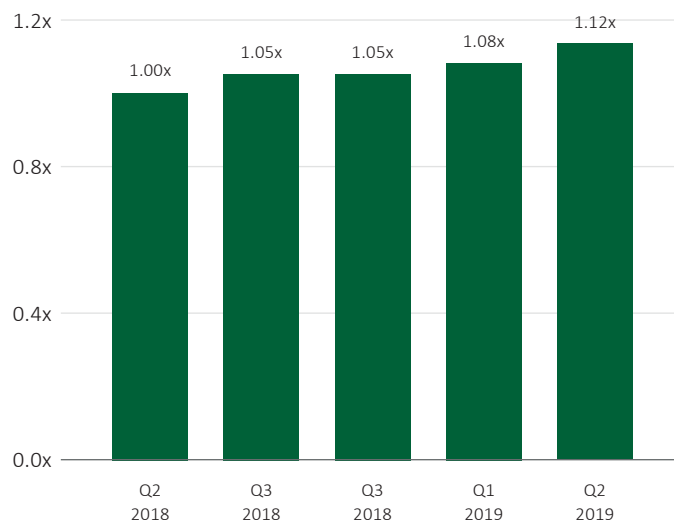


Source: Stonehage Fleming, Stepstone, Oct 2019

¹ Including companies acquired using credit lines by the underlying managers as well as known post quarter end capital calls. Investments on credit lines will not yet have called capital from investors.

² Performance relates to the aggregate performance of A & B share-classes after all fees.

CUMULATIVE PERFORMANCE¹ (USD)



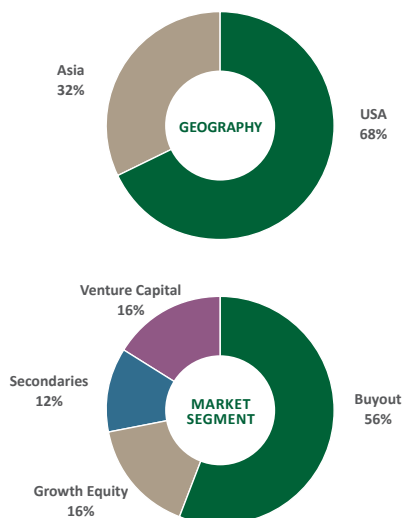
PRIVATE FUNDS PORTFOLIO

Fund	Vintage ¹	Geography	Strategy	Commitment (\$m)	Drawn	DPI ²	TVPI ³	IRR ⁴
Private Advisors Secondary Fund V, L.P.	2017	US	Secondaries	\$6.0	52.4%	0.2x	1.3x	35.8%
Capital Today Evergreen Fund, L.P.	2018	Asia	Growth equity	\$7.9	66.6%	0.0x	1.1x	18.9%
Barings Asia Private Equity Fund VII	2018	Asia	LBO	\$7.9	0.0%	0.0x	NM ⁵	NM ⁵
Resolute Fund IV, L.P.	2018	US	Mid-market LBO	\$7.9	21.0%	0.5x	1.3x	140.9%
Bain Capital Venture Fund 2019, L.P.	2019	US	Venture capital	\$5.0	16.8%	0.0x	0.9x	NM ⁵
Bain Capital Venture Coinvestment II, L.P.	2019	US	Venture capital	\$2.9	22.0%	0.0x	1.0x	NM ⁵
Abry Advanced Securities Fund IV, L.P.	2019	US	Senior debt	\$6.0	8.1%	0.0x	0.9x	NM ⁵
Abry Partners IX, L.P.	2019	US	Mid-market LBO	\$6.0	0.0%	0.0x	NM ⁵	NM ⁵

¹ Vintage for sub SF funds. ² DPI: Distributions to Paid-in Capital, ³ TVPI: Total Value to Paid-in Capital, ⁴ IRR: Internal Rate of Return. ⁵ NM: Not Meaningful

STONEHAGE FLEMING GLOBAL PRIVATE CAPITAL FUND 2018

PRIVATE FUNDS PORTFOLIO



Source: Stonehage Fleming, Stepstone, Oct 2019

KEY FEATURES

- The Stonehage Fleming Global Private Capital Funds is a series of Jersey funds investing in a concentrated portfolio of private equity funds from leading private equity managers globally
- The funds carry out the team's carefully defined approach to private capital investing:
 - Focus on identifying and researching the highest performing segments of the private capital market
 - Selecting and partnering with high quality, talented managers
 - Design a programme tailored to address the specific requirements of families which includes lower costs, accelerated deployment, and simplified capital call schedules
- The Stonehage Fleming Global Private Capital Fund 2018 ("the Fund") held its final close in July 2018

TOP TEN INVESTMENTS

Company	Market Value (\$m)	% of Total Portfolio Value
Meituan Dianping (fka Internet Plus Holdings)	1.1	11.3%
Chongqing YiPinHong Technology Co., Ltd	0.7	6.8%
Zhihu Technology	0.5	5.6%
Khanzhun Limited (fka Boss Mobile Full-time Job Recruiting)	0.5	5.0%
Rubrik	0.4	4.3%
Yonghui Yunchang Technology Co., Ltd	0.4	4.0%
Guangzhou NOME Brand Management Co.	0.4	3.8%
Guazi.com	0.3	3.5%
Syndigo LLC	0.3	3.1%
MIRAKL	0.3	2.8%
Total	4.8	50.3%

THE OPPORTUNITY

- The private equity asset class has out-performed public markets by c. 5% annually over the past 25 years²
- The performance has been driven by the managers' ability to identify exceptional companies and management teams, as well as executing clear strategic operating initiatives in those companies
- Our private capital team has strong credentials having committed over \$800m to more than 100 funds and delivered returns that have significantly out-performed public markets³
- The teams' extensive industry experience and established relationships can provide preferential access to many funds that are otherwise closed to new investors
- Our senior advisor network includes a number of prominent private equity experts

Past performance is not a reliable indicator of future performance
If the information is not displayed in your base currency, then the return may increase or decrease due to currency fluctuations

IMPORTANT INFORMATION

We are providing you with an update on your existing holdings and this communication does not constitute a financial promotion.

Liquidity Risk: Investors are exposed to liquidity risk should they be unable to fund 100% of their commitment or may not be able to sell their investment prior to the original term.

Capital Loss Risk: Investors are subject to the risks associated with the loss of capital.

Unregulated Funds: This portfolio will include funds which are not regulated. Unregulated schemes can often be more complex and have less/no regulatory protection.

Unquoted investments may be difficult to sell at a reasonable price because there will not be an active market in those investments and, in some circumstances, they may be difficult to sell at any price. This may inhibit sales in the event of your wishing to liquidate part or all of your investment.

Past performance should not be used as a guide to future performance.

All investments risk the loss of capital. No guarantee or representation is made that the funds will achieve their investment objective. The value of investments may go down as well as up and, for products designed to return income, the distributions can also go down or up and you may not receive back the full value of your initial investment.

Whilst every effort is made to ensure that the information provided to clients is accurate and up to date, some of the information may be rendered inaccurate by changes in applicable laws and regulations. For example, the levels and bases of taxation may change. Any reference to taxation relies upon information currently in force. You should note that the bases and rates of taxation may change at any time.

Tax treatment depends upon the individual circumstances of each client and may be subject to change in the future. In addition to the information provided, you may wish to consult an independent professional.

The material contained in this document is not to be regarded as an offer to buy or sell or the solicitation of any offer to buy or sell securities in any jurisdiction where such an offer or solicitation is against the law, or to anyone to whom it is unlawful to make such an offer or solicitation, or if the person making the offer or solicitation is not qualified to do so. The information on this document does not constitute legal, tax, or investment advice. You must not, therefore, rely on the content of this document when making any investment decisions.

² This refers to the performance of the Cambridge Associates Global Ex-US Developed Markets Private Equity & Venture Capital Benchmark Statistics versus the MSCI World Total Return Index. Source: Cambridge

Associates and Bloomberg (data as at 30.06.2017).

³ Source: Stepstone 2019.

Issued by Stonehage Fleming Investment Management Ltd. Authorised and regulated by the Financial Conduct Authority (FCA) in the UK.

Fund documentation, including the Private Placement Memorandum (PPM), available from Stonehage Fleming Investment Management Limited at 15 Suffolk Street, London, SW1Y 4HG.

Stonehage Fleming Private Capital PCC is a protected cell company authorised in Jersey as an Expert Fund under the Funds Law. It is a non-EU Alternative Investment Fund ("non-EU AIF") within the meaning of the EU Alternative Investment Fund Managers Directive (No. 2011/61/EU).

SWISS INVESTORS

The representative in Switzerland is ARM Swiss Representatives SA, Route de Cité-Ouest 2, 1196 Gland, Switzerland. The PPM, Supplemental PPMs, Articles and reports and accounts for the Fund and Cells can be obtained free of charge from the representative in Switzerland. The place of performance and jurisdiction is the registered office of the representative in Switzerland with regards to the Participating Shares distributed in and from Switzerland. The paying agent in Switzerland is Banque Heritage SA, 61, Route de Chêne, Case Postale 6600, CH-1211 Geneva 6, Switzerland

Mat Powley | Director | matthew.powley@stonehagefleming.com | +44 20 7036 5807

Meiping Yap | Director | meiping.yap@stonehagefleming.com | +44 20 7087 0145

Stonehage Fleming Investment Management Limited 15 Suffolk Street London SW1Y 4HG United Kingdom

t: +44 20 7087 0000 f: +44 20 7087 0001 e: enquiries@stonehagefleming.com stonehagefleminginvestments.com

Authorised & Regulated by the Financial Conduct Authority. Registered Office: 15 Suffolk Street, London, SW1Y 4HG. Registered Company No. 4027720 England & Wales